



Michigan Series Dump Trailers



First in Aluminum Trailers

▶ **Designed for Optimum Payload**

GENESIS® SMOOTH-SIDED ALUMINUM

We revolutionized dump trailers with our smooth-sided Genesis® design which customers say adds up to ½-mile per gallon compared to ribbed trailers. The more aerodynamic design is easier to clean, and will not show dents from the inside, improving resale value and keeping your trailer looking good. The outboard Genesis design provides more capacity than external post-style trailers.

Genesis advantages include:

- Superior strength and resistance to bowing.
- Double-wall design to protect the outer wall from load impact dents, improving resale value.
- Superior dump stability because the entire integrated trailer body resists weight shifting and twisting that can lead to tipping.
- Optional thicker aluminum in higher wear areas, such as the last 4-feet inside the trailer.
- Repairs are inconspicuous and do not require the removal of the top rail.
- Smooth walls can be left polished as they come from the factory, or used as the base for company name, logo and graphics.




Stronger Side Walls

The aerodynamic design has unique 2-inch-thick, double-wall extruded aluminum panels, robotically-welded vertically inside and out for superior strength, bowing resistance and corrosion reduction. Vertical panels are lighter than competitive horizontal panel systems, resist bowing better and reduce maintenance costs.

Advanced Wall-to-Floor Construction

The welded union of crossmembers, floor plates and sidewalls result in trailer strength. For a super strong floor-to-wall attachment joint, crossmembers and floor plates interlock into the bottom rub rail, forming a pocket to accept the sidewall panels.

The 3-inch spacing of interior panel ribs give 8 times more wall surface support than external posts. The inside walls stay flatter.



Lightweight, Smooth-Walled Tailgate

Lighter weight without sacrificing strength or durability. Dirt, mud, snow and ice won't build up on the smooth surface.

TRADITIONAL EXTERNAL POST TRAILER

Superior Floor-to-Side Wall Joints

Traditional external side posts are welded directly to the bottom rail; then dirt-shedding wedge plates and a clean-dumping inside radius are added. This strong interlocking Z-section reduces cracking at the critical floor-to-side wall joint.

Side-Walls Resist Deflection

A full-length boxed top rail interlocks with the side walls and side posts. All outside joints are continuously welded for greater load-bearing strength and durability.




Tough Tailgate

90° wall joints are continuously welded, rather than stitch welded, to five different structural members, maximizing strength-to-weight ratio and joint integrity.

MICHIGAN SERIES DUMP TRAILER FEATURES

Strong Solid-Box Crossmember

Solid-box extruded crossmember design provides support under floor seams for longer floor life. U-shaped crossmembers have special contact point flanges for extra support and welds are positioned away from high-stress areas.



Stronger Rear Posts

The ¼-inch-thick rear corner posts wrap completely around top and bottom rails and interlock to add strength, reducing side-to-side distortion.



Tougher Tailgate Hardware and Zinc-Plated Tailgate Pins

The top hinges and bottom latch are bolt-on for easy replacement. Anti-corrosive coating and shims protect steel-to-aluminum connections. Steel tailgate pins are zinc-plated and shrouded with stainless steel insulators to protect steel-to-aluminum connections.



Durable Hinge Shoe

Uniquely engineered for longer life, the dump hinge shoe is crafted from hardened ductile steel, with twin grease valleys machined inside for complete 360° lube around the pin.



Filter Protects ABS

An air filter in the service line protects the ABS module from micro-particles entering the system.

Corrosion-Resistant Paint Process

Steel components are carefully prepared, primed and coated with a baked-on paint, which produces a durable, attractive finish that resists corrosion.


Elite™ Wheel-End Warranty

Standard wheel-end parts are warranted for 5 years unlimited miles. The assembly is filled with synthetic oil, which resists high-temperature breakdown.

MICHIGAN SERIES DUMP TRAILER OPTIONAL FEATURES

Ground-Controlled Two-Way Tailgate

An actuator handle located at the bottom rear of the body enables you to convert the tailgate from side swing to top swing and vice versa. The latch that engages and releases the top pin is hidden and protected inside the rear post itself.



Sideswing Tailgate Guide Ramp Roller

Prevents top pin misalignment by guiding the gate and top pin back into position during closing, making the gate much easier and faster to close.



East Michigan Series Dump Trailers Stay

The ideal balance of strength and weight for optimum payload over the long haul.

East builds a wide variety of frame dump trailers with multi-axle configurations that meet the requirements of hauling in the State of Michigan. Both East Genesis® and traditional external post styles are available for triple-ten (gravel train), super-train, break-up double, 12 wheelers and up to 8-axle semi-trailer configurations. East Michigan Series Dump Trailers are also available in steel.

We build our East trailers to provide you more payload per trip while maintaining strength. You also get the added value of our 5-year limited warranty, support from our network of trained dealers and the higher resale value that East quality brings. The life cycle advantages alone make an East dump trailer one of the most cost-effective trailers in the industry.

Expert Construction

From design to weld, working with aluminum demands special expertise. At East, we've specialized in aluminum design and construction since 1968. That's hands-on experience you can count on.

Payload Plus Durability

With an East dump trailer, you can haul more payload per trip, legally. That's earning power you can bank on – without paying a penalty in strength.



5-Year Limited Warranty

on the Job Longer

Designed with heavy-duty strength and durability, East frame dump trailers are ideal for versatile hauling requirements. We offer several frame dump trailer configurations to meet the needs of every jobsite.

Full Wrap-Around Bulkhead

The bulkhead is wrapped around the sides, back to the third crossmember, transferring the hoist load to the side walls to reduce stress and potential cracking in tough applications. It aids air flow for improved fuel efficiency.

Reinforced Hoist Well


The hoist well support is built from 3/8-inch* extruded 6061-T6 U-beams and reinforced with 3/8-inch* stiffeners to reduce body twist.

Seamless Hoist Base Assembly

The hoist mount is 1/4-inch thick; 3-inch x 5-inch seamless tubing adds extra strength, reducing cracking.

Bolted Gussets Reduce Cracks

Chassis crossmember gussets are bolted – not welded – to allow the assembly the flexibility to give under normal stress and vibrations, yet still maintain a positive connection.



Premium-Grade Aluminum Floors

Built with up to 33% more yield strength than industry standards.

Quiet-Ride Rubber Pads

Rubber pads are affixed to each body crossmember to reduce noise and wear. Competitive products bolt rubber to the chassis frame, which often dislodges and/or retains dirt and debris.

Long-Lasting Chassis

Constructed from one-piece I-beams, the chassis has fewer welds and joints than a fabricated beam, resulting in reduced cracking.**

*Nominal

**21-inch aluminum frame is constructed from two T-section beams welded at the center.

**Building our business by
helping you build yours.™**



East Manufacturing Corporation
1871 State Route 44
P.O. Box 277
Randolph, Ohio 44265
888-405-3278 | Eastmfg.com

*Specifications may change without notice.
Actual components may vary.*

Copyright ©2020 East Manufacturing Corp. 500